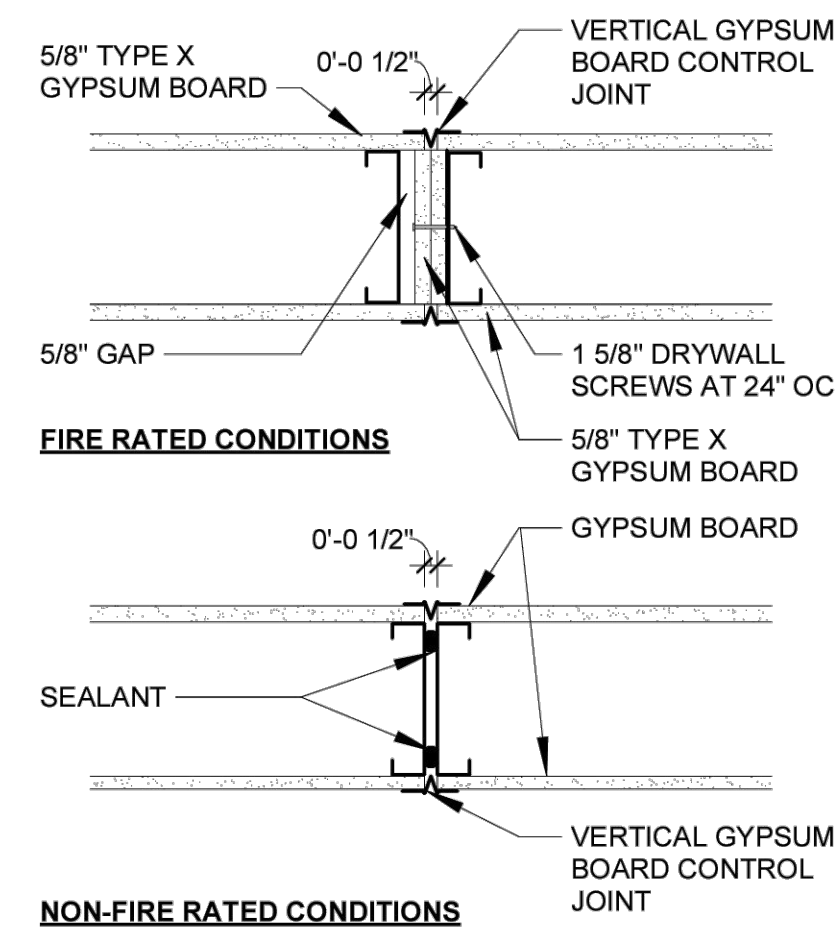
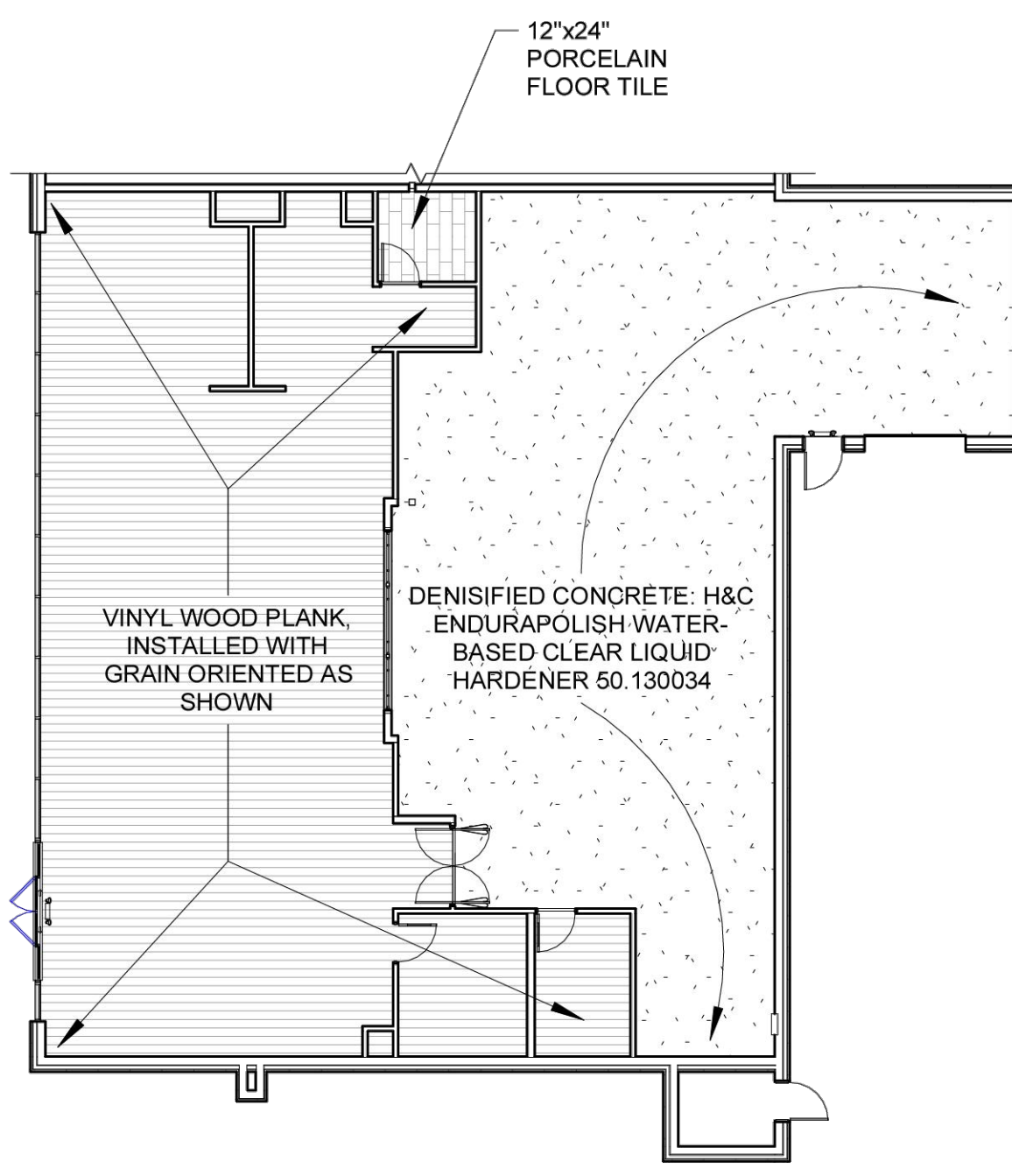


④ FLOOR TRANSITION
1 1/2" = 1'-0"

② CONCRETE CONTROL JOINT
1 1/2" = 1'-0"



③ GYPSUM BOARD CONTROL JOINT
1" = 1'-0"



①.1 FLOOR FINISH PLAN
SCALE: 3/64" = 1'-0"

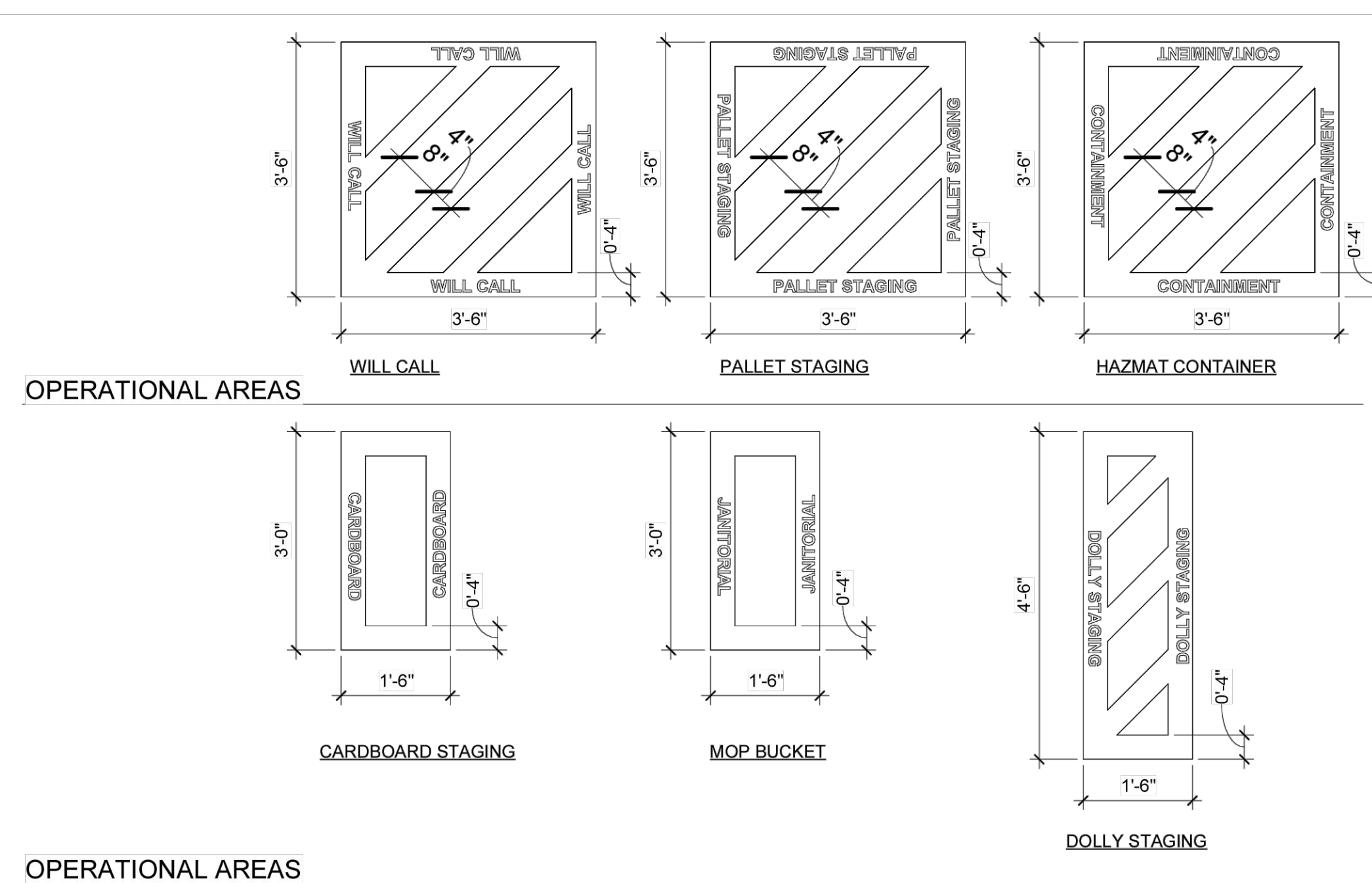
SHEET NOTE
THE LANDLORD SHALL INSTALL NEW VINYL WOOD PLANK FLOORING AND COVE BASE IN THE SALES, OFFICE AND CORRIDOR AREAS. INSTALL CERAMIC TILE ON THE FLOOR AND AS A WAINSCOT ON ALL WALLS FACING INTO THE RESTROOMS AND RESTROOM ALCOVE. INSTALL COVE BASE ON GYPSUM WALLS. SHERWIN-WILLIAMS WILL PROVIDE THE VINYL WOOD PLANK FLOORING MATERIAL AND ASSOCIATED ADHESIVE TO BE INSTALLED BY THE LANDLORD. THE LANDLORD SHALL PROVIDE ALL OTHER FLOORING MATERIALS. SEE THE FLOORING SCHEMATIC FOR FLOORING LOCATIONS AND PATTERNS.

PER ACI 117, RANDOM TRAFFIC FLOOR	SPECIFIED OVERALL	MINIMUM LOCAL
FLOOR FLATNESS	75	38
FLOOR LEVELNESS	50	25

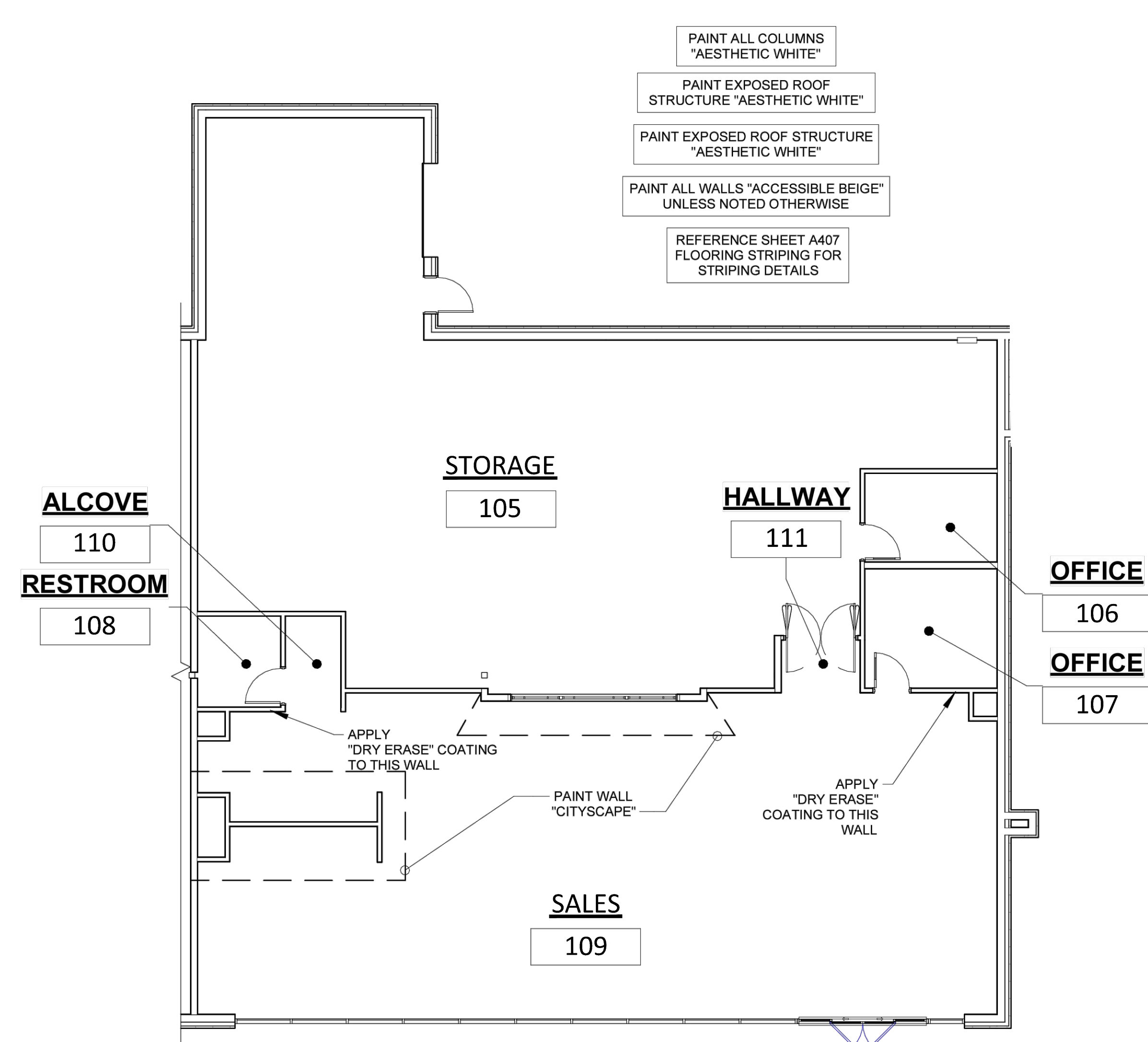
FINISH KEY	
ACT2	2'X2' ACOUSTICAL CEILING TILE
ACT4	2'X4' ACOUSTICAL CEILING TILE
B1	VINYL COVE BASE
B2	ALUMINUM TRIM
PT1	PORCELAIN TILE, GROUT LINES MATCH MAPEI 39 IVORY
PT2	PORCELAIN TILE, GROUT LINES MATCH MAPEI 39 IVORY
EC	EXPOSED, DENISIFIED CONCRETE, REF SHEET C2
L1	GYPSUM LEVEL 1 FINISH
L2	GYPSUM LEVEL 2 FINISH
L3	GYPSUM LEVEL 3 FINISH
L4	GYPSUM LEVEL 4 FINISH
L5	GYPSUM LEVEL 5 FINISH
SC	SEALED CONCRETE
LVT	LUXURY VINYL TILE
VCT	VINYL COMPOSITE TILE
P1	PAINT - ACCESSIBLE BEIGE - SW-7036
P2	PAINT - CITYSCAPE - SW-7067
P3	PAINT - AESTHETIC WHITE - SW-7035
P4	PAINT - DRY ERASE - SW KB65C2000
P5	PAINT - ANTIMICROBIAL - SW-7036

ROOM FINISH SCHEDULE												
RM #	ROOM NAME	FLOOR FINISH	WALL								CEILINGS	
			BASE	FINISH	BASE	FINISH	BASE	FINISH	BASE	FINISH		FINISH
109	SALES	EC	B1	G.L5,P1,P2,P3	B1	G.L5,P1	B1	G.L5,P1	B1	G.L5,P1	PAINT	--
105	STORAGE	PT1	B1	G.L3,P1	B1	G.L3,P1	B1	G.L3,P1	B1	G.L3,P1	PAINT	--
108	RESTROOM	LVT	B1	G.L4,P1	B1	G.L4,P1	B1	G.L4,P4	B1	G.L4,P1	ACT2	8'-0"
110	ALCOVE	LVT	B1	G.L5,P5	B1	G.L5,P5	--	B1	G.L5,P5	ACT2	8'-0"	
106	OFFICE	LVT	B1	G.L4,P1	B1	G.L4,P1	B1	G.L4,P4	B1	G.L4,P1	ACT2	8'-0"
111	HALLWAY	LVT	B1	G.L5,P1	B1	G.L5,P1	--	B1	G.L5,P1	ACT2	8'-0"	
107	OFFICE	LVT	B1	G.L4,P1	B1	G.L4,P1	B1	G.L4,P4	B1	G.L4,P1	ACT2	8'-0"

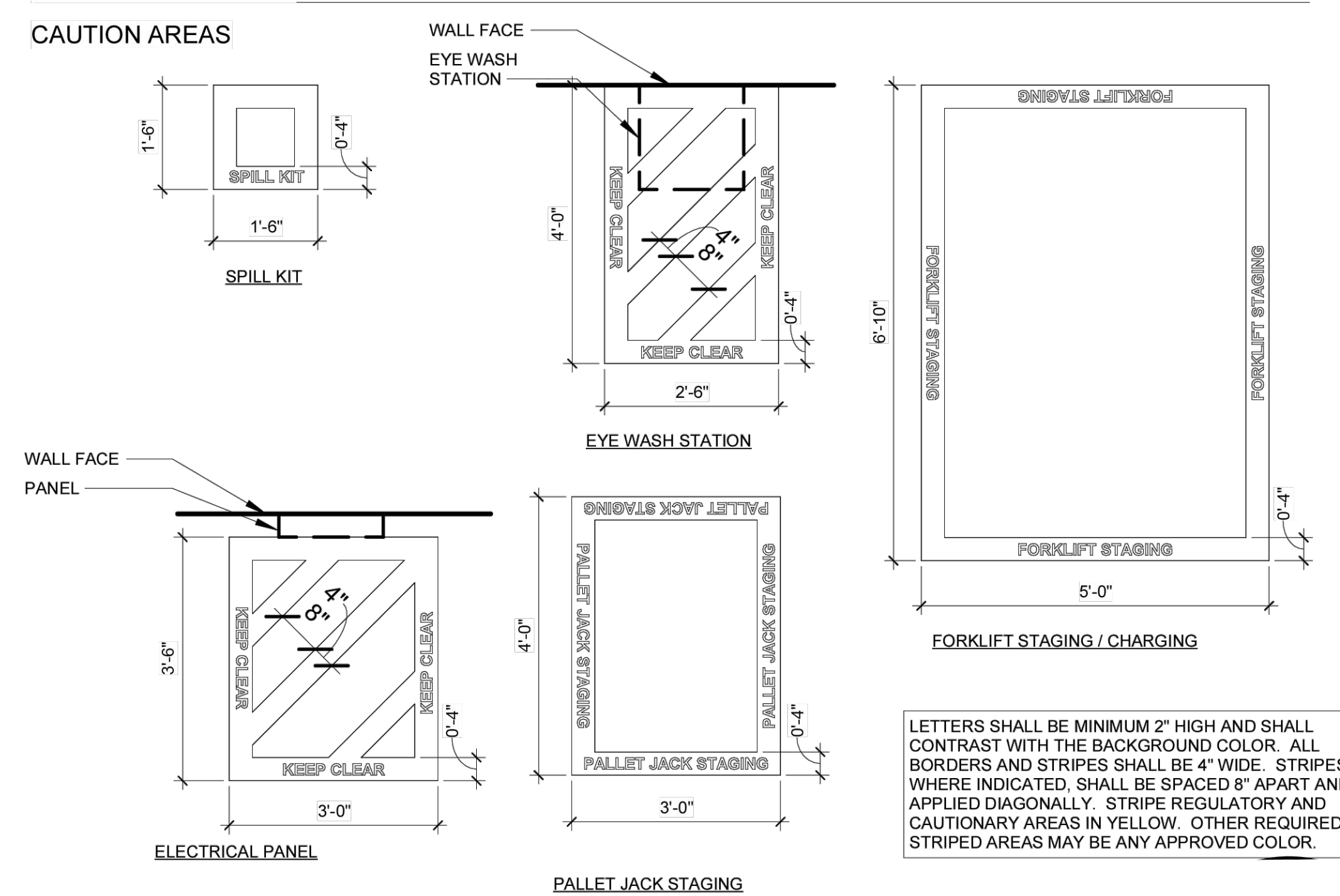
④ ROOM FINISH SCHEDULE
SCALE: N.T.S.



③ OPERATIONAL AREAS FLOOR STRIPING
SCALE: N.T.S.



① PAINTING PLAN
SCALE: 1/8" = 1'-0"



② CAUTION AREAS FLOOR STRIPING
SCALE: N.T.S.

IRKAA
ARCHITECTS
2333 EAST THOMAS ROAD, PHOENIX, ARIZONA 85016
602-955-3900

REGISTERED ARCHITECT
9452
ROBERT V. KUBICEK
07-02-2024
PHOENIX, A.S.A.
EXPIRES 06-30-2027
DATE: 10-31-24

OWNER CHANGES
08-22-24
CITY COMMENTS
09-18-24
ADDITIONS
10-31-24

FLOOR FINISHES & PAINTING PLAN

NOTICE OF ALTERNATE BILLING OR PAYMENT CYCLE: THIS CONTRACT MAY ALLOW THE OWNER TO REQUIRE THE SUBMISSION OF BILLING OR ESTIMATES IN BILLING CYCLES OTHER THAN THIRTY DAYS. THIS CONTRACT MAY ALLOW THE OWNER TO MAKE PAYMENT CERTIFICATION AND APPROVAL OF BILLING AND ESTIMATES. A WRITTEN RECEIPT OF SUCH OTHER BILLING CYCLE APPLICABLE TO THE PROJECT IS AVAILABLE FROM OWNER OR DESIGNATED AGENT.

NEW COMMERCIAL PAD
PAD 58 AT PASO LINDO SHOPPING CENTER
NEC OF ARIZONA AVE AND OCOTILLO RD.
CHANDLER, AZ

CONSTRUCTION SET_11-12-24

design by: RH
drawn by: RL
checked by: RH

A4.3
project #: 23057