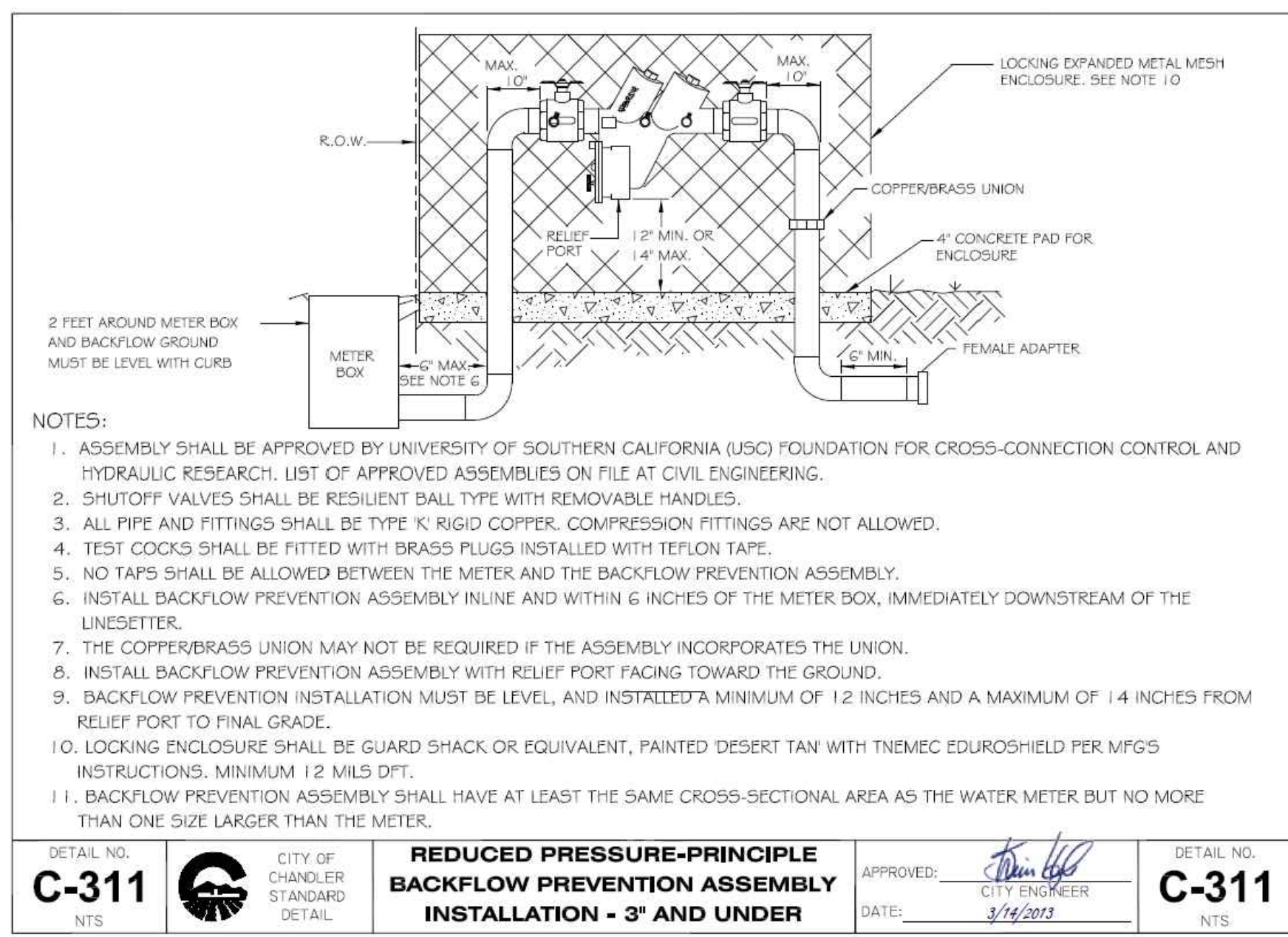
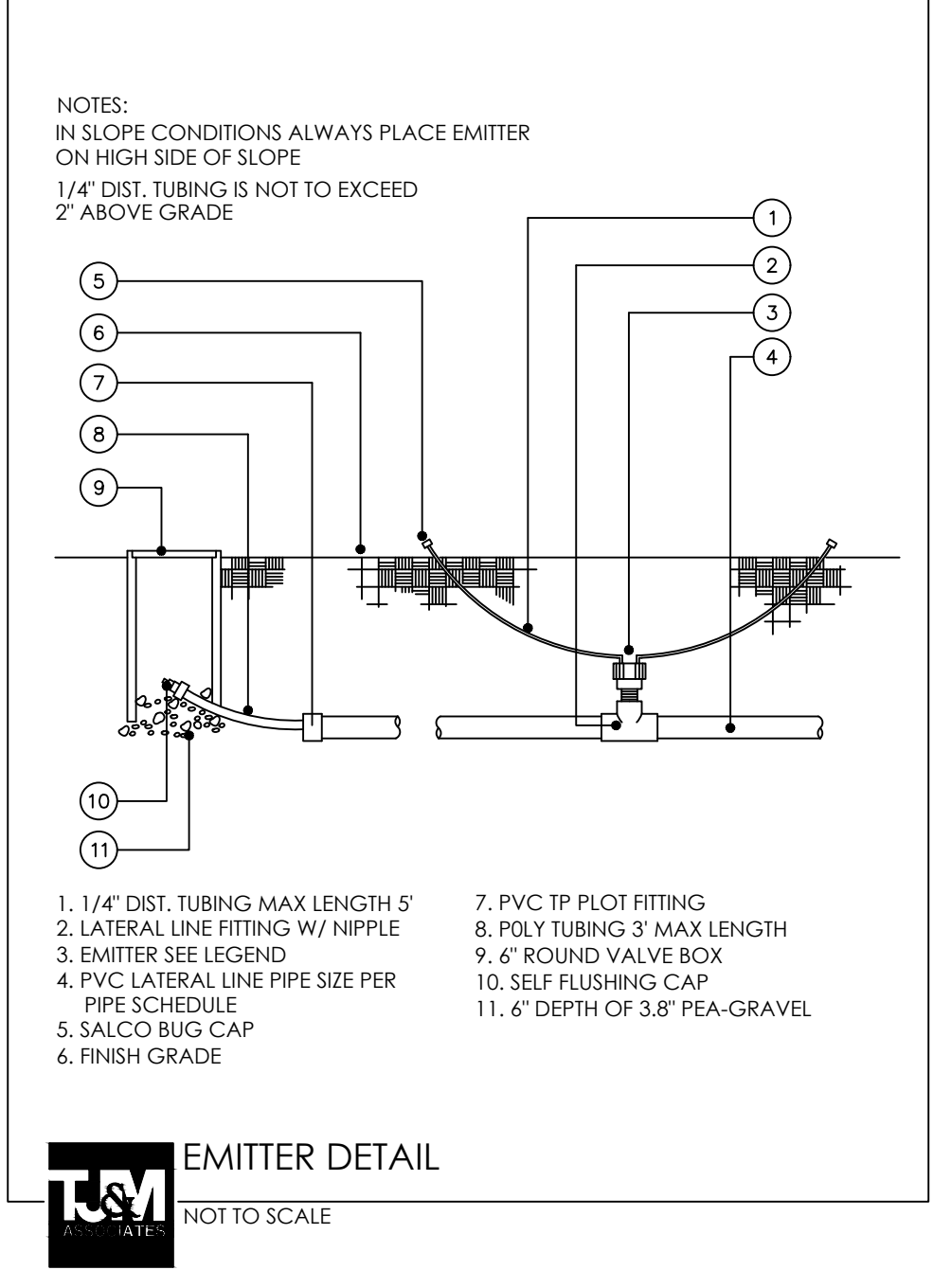
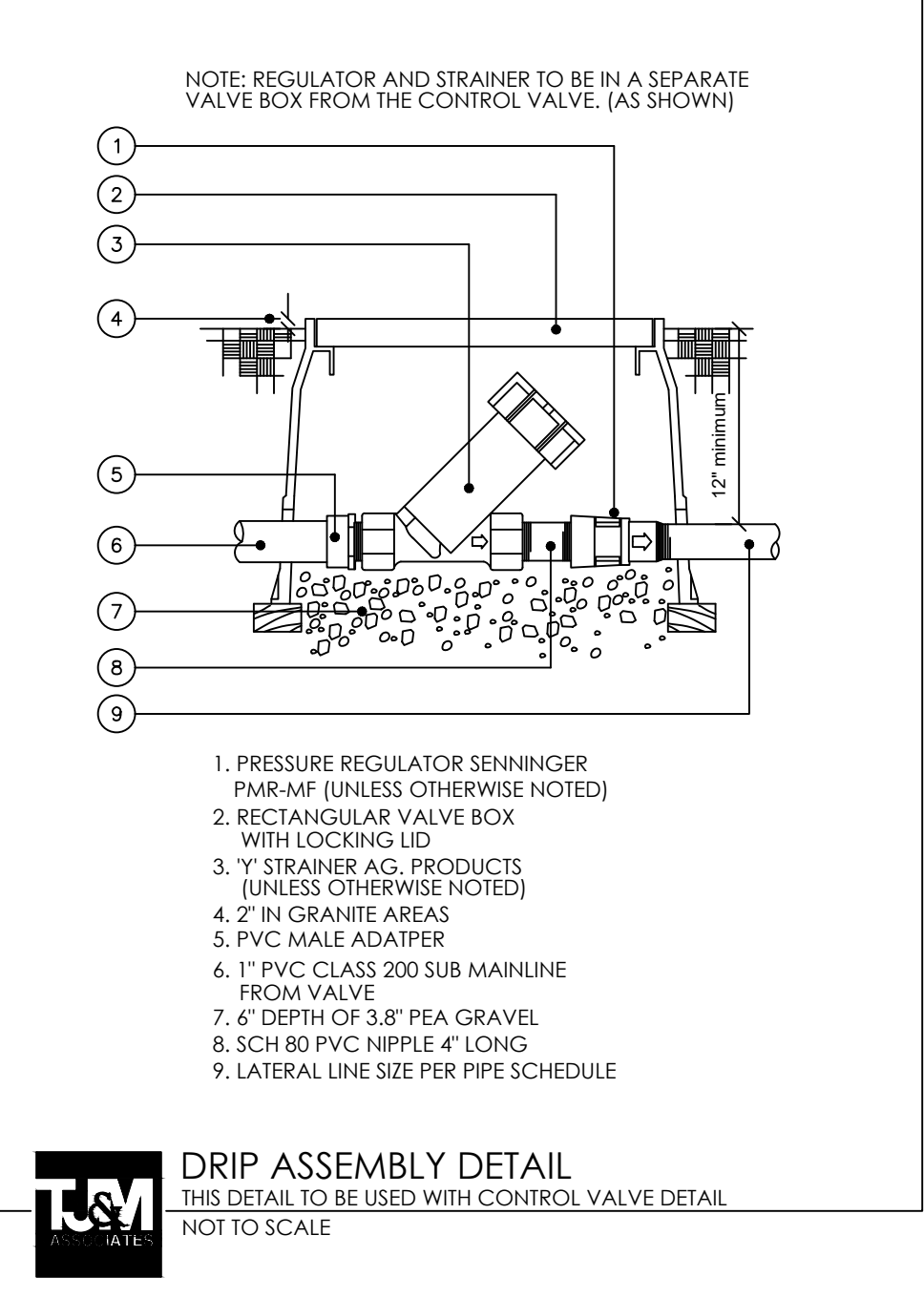
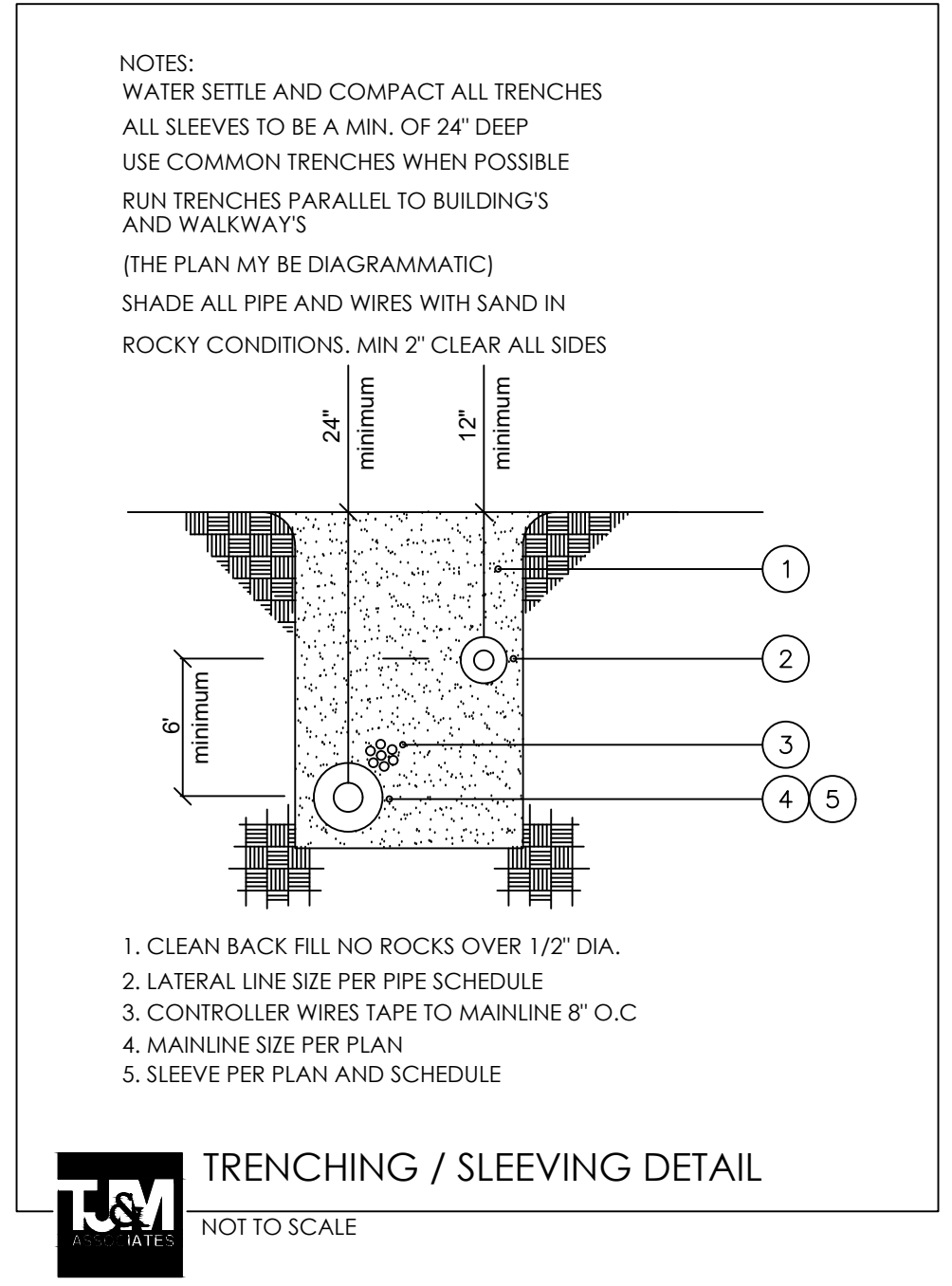
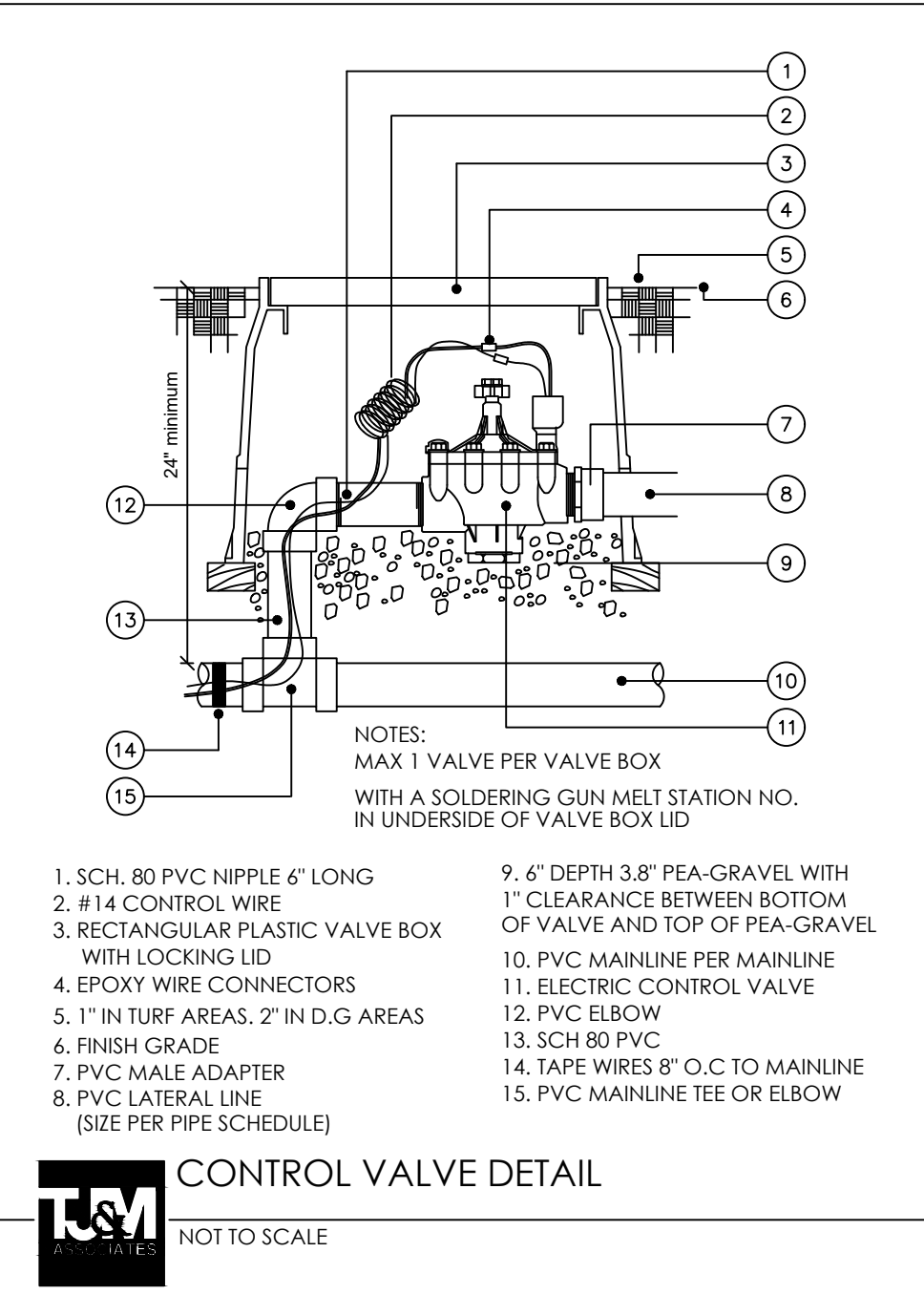
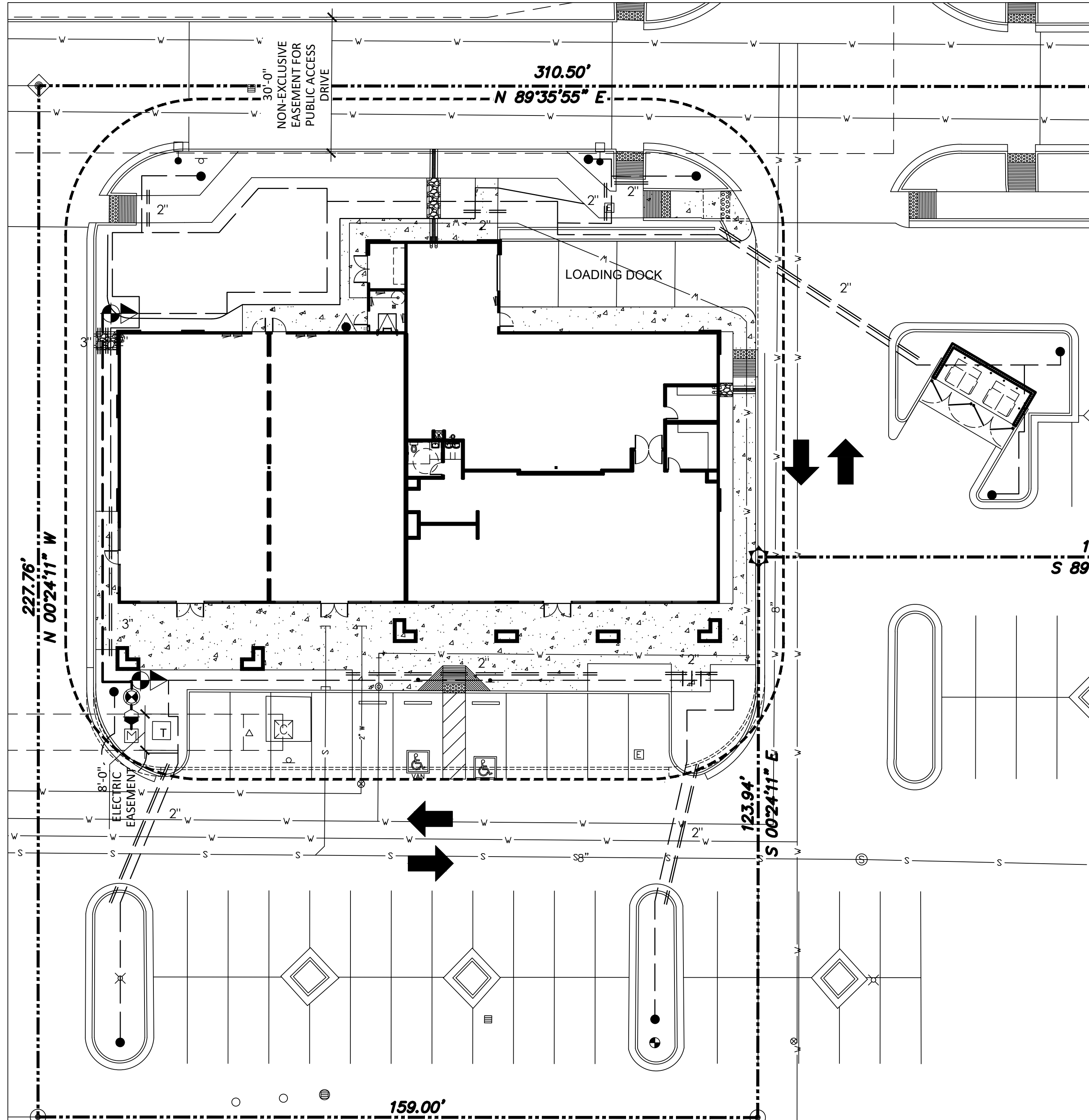


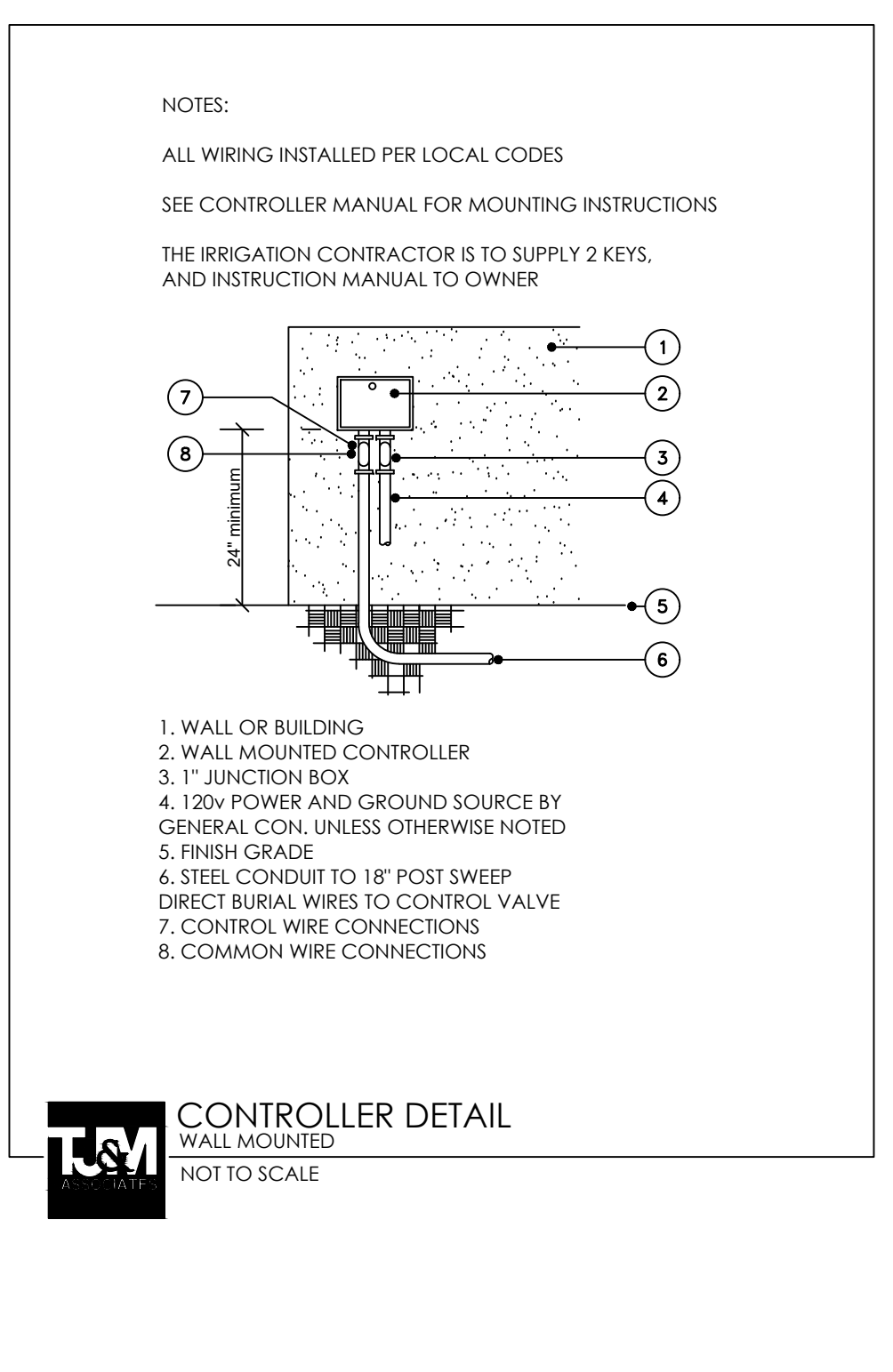
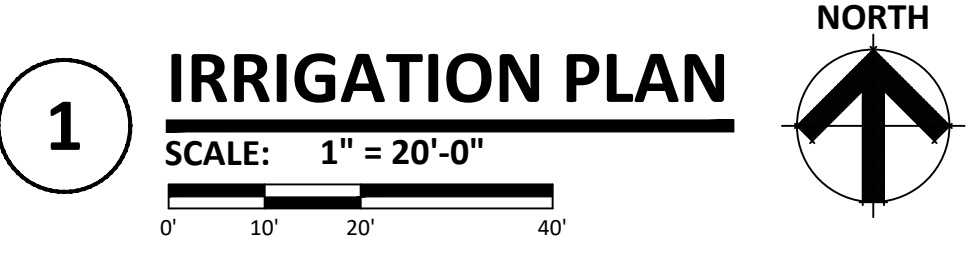

- RECLAIMED WATER LINES SHALL BE CONSTRUCTED IN ACCORDANCE WITH MAG SECTION 616, CITY SUPPLEMENTS, AND THESE NOTES.
- THE MINIMUM DEPTH OF COVER WITHIN THE RIGHT-OF-WAY OF ARTERIAL STREETS SHALL BE 7', AND IN ACCORDANCE WITH THE MANUFACTURER'S RECOMMENDATIONS.
- PIPE SEPARATION ALSO SHALL CONFORM TO ARIZONA RULE R19-9-002, PIPELINE CONVEYANCES OF RECLAIMED WATER.
- A REDUCED PRESSURE BACKFLOW DEVICE SHALL BE INSTALLED, AS PART OF THE ORIGINAL SYSTEM, ON A RECLAIMED WATER SYSTEM THAT WILL USE POTABLE WATER AS AN INITIAL SOURCE AND WILL USE RECLAIMED WATER AS A SOURCE LATER. ON SUCH A SYSTEM, CONCURRENT CONNECTIONS SHALL NOT BE MADE AT ANY TIME TO BOTH POTABLE WATER AND RECLAIMED WATER SYSTEMS, REGARDLESS WHETHER ONE OR BOTH SYSTEMS ARE DEVOID OF SUPPLY.
- PRIVATE RECLAIMED WATER LINES SHALL BE INSTALLED IN SLEEVES WHERE THEY CROSS PUBLIC OR PRIVATE RIGHT-OF-WAY. PIPE SLEEVES SHALL BE PIPE MEETING THE REQUIREMENTS FOR CONVEYANCE PIPE AND SHALL BE TWO NOMINAL SIZES LARGER WITH LOCATOR WIRE AND I.D. TAPE PER C-408. ENCROACHMENT PERMIT REQUIRED.
- RECLAIMED WATER IRRIGATION SYSTEM SPRINKLER HEADS, VALVE BOXES AND COVERS, AND FLOW CONTROL HANDLES ON VALVES SHALL BE PURPLE.
- THE WORDS "RECLAIMED WATER" SHALL BE STENCILED ON BACKFLOW ASSEMBLIES USING THE COLOR PURPLE OR SHALL BE OTHERWISE BE LEGIBLY MARKED.
- PVC PIPE SHALL NOT BE EXPOSED TO DIRECT ULTRAVIOLET RADIATION (SUNLIGHT) FOR MORE THAN 30 DAYS, WHETHER THE TIME IS CONTINUOUS OR CUMULATIVE. PVC PIPE SHALL BE PROTECTED FROM DIRECT ULTRAVIOLET RADIATION FOR ANY TIME OF EXPOSURE EXCEEDING 30 DAYS. PVC PIPE THAT HAS BEEN DISCOLORED BY EXPOSURE TO ULTRAVIOLET RADIATION IS UNACCEPTABLE.
- VALVES 4" THROUGH 24" SHALL BE GATE VALVES UNLESS NOTED OTHERWISE. EACH VALVE SHALL BE FURNISHED WITH A BAR WELDED TO THE OPERATING NUT IN ACCORDANCE WITH C-408, THEREBY REQUIRING A TOOL WITH A KEY SLOT TO EXERCISE THE VALVE. VALVE BOXES AND COVERS SHALL CONFORM TO C-408.
- NO VALVE, RISER, BOX OR COVER SHALL BE LOCATED BENEATH OR WITHIN A SIDEWALK OR SIDEWALK RAMP.
- CITY RECLAIMED WATER VALVES SHALL BE OPERATED BY CITY OF CHANDLER PERSONNEL ONLY.

Development Services Department  
Mailing Address: P.O. Box 4008, M5 408  
Chandler, Arizona 85244-4008  
Telephone: (480) 782-3000  
www.chandleraz.gov  
Form No. UDM-11/10/14 Rev. 12-23-19

- CITY OF CHANDLER WILL FURNISH AND INSTALL WATER METERS WITH PREVAILING COSTS PAID BY THE DEVELOPER.
- METER BOXES AND COVERS SHALL BE SUPPLIED BY THE DEVELOPER AND SHALL BE INSTALLED BY THE CONTRACTOR FACING AWAY FROM THE STREET. METER BOXES FOR METERS 2" AND SMALLER SHALL BE CONCRETE OR POLYMER CONCRETE AND SHALL CONFORM TO MAG STD DTL 320. THE INSIDE OF EACH METER BOX SHALL BE PAINTED PURPLE. METER BOX COVERS SHALL BE POLYMER CONCRETE AND SHALL CONFORM TO C-301. METER BOX COVERS SHALL BE CAST WITH THE WORDS "RECLAIMED WATER" IN THE OUTSIDE SURFACE OR HAVE TAGS WITH THE WORDS "RECLAIMED WATER" FIRMLY ATTACHED TO THE OUTSIDE SURFACE. LETTERING SIZE AND FORMAT SHALL BE SIMILAR TO THE LETTERING IN MAG STD DTL 315. TAGS SHALL OTHERWISE MEET THE REQUIREMENTS FOR RECLAIMED WATER VALVE TAGS.
- METER VAULTS SHALL BE IN CONFORMANCE TO C-416. THE INSIDE OF EACH METER VAULT AND METER BOX SHALL BE PAINTED PURPLE. METER VAULT AND METER BOX COVERS SHALL INCLUDE THE WORDS "RECLAIMED WATER" AS REQUIRED FOR METER BOX COVERS ABOVE FOR METERS 2" AND SMALLER. THE CITY OF CHANDLER WATER DISTRIBUTION DIVISION SHALL BE NOTIFIED 24 HOURS BEFORE INSTALLATION AT (480) 782-3700.
- WARNING SIGNS: AREAS IRRIGATED WITH RECLAIMED WATER SHALL BE IDENTIFIED BY SURFACE MOUNTED SIGNS, AT LEAST 12" WIDE BY 9" HIGH, OF C-405 PAGE 11 OF 12. SIGNS SHALL BE PROMINENTLY LOCATED AT ALL SUBDIVISION AND PARK ENTRANCES, IN ALL AREAS SUBJECT TO IRRIGATION, AND AT ALL LAKES AND WATER FEATURES. SIGNS SHALL BE POSTED AT EACH PEDESTRIAN ENTRANCE AND ACCESS POINT TO AN AREA WHERE RECLAIMED WATER IS USED. SIGNS SHALL BE SPACED AT A MAXIMUM INTERVAL OF 100 YARDS, EXCEPT FOR ROADWAY MEDIANS, WHERE SIGNS MAY BE SPACED AT A MAXIMUM INTERVAL OF 300 YARDS.
- RECLAIMED WATER LINES GREATER THAN OR EQUAL TO 4" IN DIAMETER SHALL BE TESTED IN ACCORDANCE WITH THE SAME REQUIREMENTS AS POTABLE WATER LINES. RECLAIMED WATER LINES LESS THAN 4" IN DIAMETER ARE NOT REQUIRED TO BE TESTED. ON A RECLAIMED WATER SYSTEM THAT WILL NOT USE POTABLE WATER AS AN INITIAL SOURCE, RECLAIMED WATER MAY BE USED IN LIEU OF POTABLE WATER TO FILL RECLAIMED WATER PIPE BEING TESTED. DISINFECTION OF THE RECLAIMED WATER MAIN SHALL NOT BE REQUIRED.
- RECLAIMED WATER LINES LARGER THAN TWO (2) INCHES IN DIAMETER SHALL HAVE LOCATOR WIRE INSTALLED PER C-408.



**T.J. McQUEEN & ASSOCIATES, INC.**  
LANDSCAPE ARCHITECTURE  
URBAN DESIGN  
SITE PLANNING  
10446 N. 74th Street, Suite 150  
Scottsdale, Arizona 85258  
P: (602) 265-0320  
EMAIL: timmccqueen@jmla.net



**IRKAA**  
ARCHITECTS  
1000 W. McDowell Rd., Suite 100  
Phoenix, Arizona 85007  
602.955.3900

**NEW COMMERCIAL PAD**  
PAD 58 AT PASO LINDO SHOPPING CENTER  
NEC OF ARIZONA AVENUE AND OCCOTILLO RD.  
CHANDLER, AZ

**CONSTRUCTION SET\_11-12-24**

DATE: 11-30-23

ENLARGED SITE PLAN

DESIGN BY: RH  
DRAWN BY: RL  
CHECKED BY: RH

**La.02**  
project #: 23057